


OVERBLUE 64

NEW LIFE STYLE



OVER  BLUE


NEW CONCEPT THAT REDEFINES BOATING



IS IT A POWER CATAMARAN OR A HOUSEBOAT? WELL, IT IS BEST OF BOTH WORLDS COMBINED. IT IS OVERBLUE!

We wanted to create a yacht by thinking out of the box and not being influenced by conventional yacht designs. Primarily, this required placing a person on board an empty space and building a yacht around it in order to maximise its well-being while exploring world's most attractive cruising spots.

It had to be comfortable, spacious, easy to handle, seaworthy, efficient, easy to maintain, innovative, unique and personalised at the same time. We quickly understood that we have to come up with designs that will combine all the aspects of a power catamaran and a modern houseboat today.

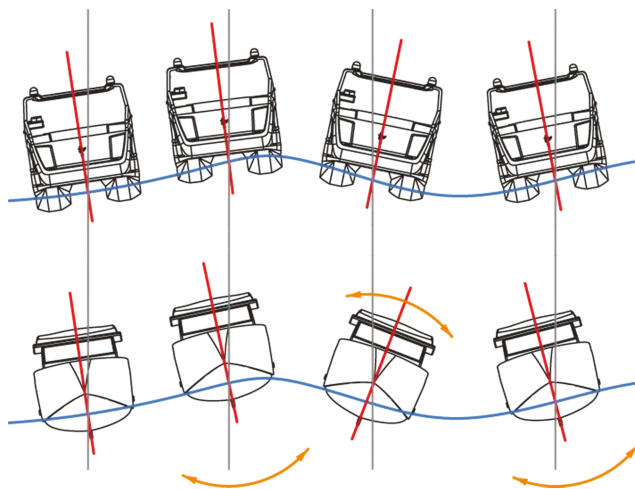


WHY A POWER CATAMARAN?

Because of stability (seaworthiness), better cruising speeds, fuel efficiency, maneuverability (twin engines + thrusters), comfort at anchorage, living-aboard aspect and more...

WHY A HOUSEBOAT?

Because of volume, comfort, large living spaces, headroom, one level floor, home appliances and one of a kind flybridge space comparable to super yachts.

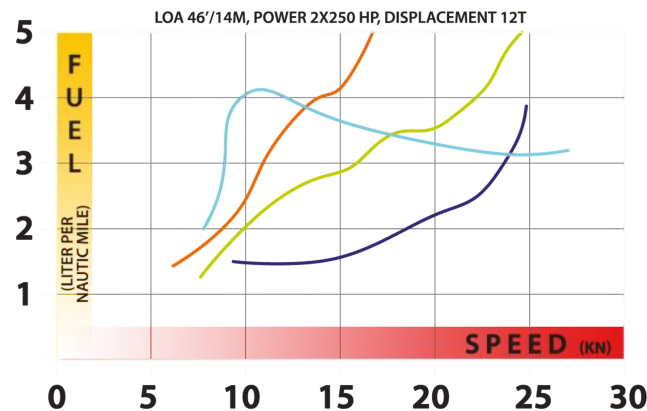


ROLL BEHAVIOUR & PENDULUM EFFECT

Catamaran hull design reduces roll behaviour and eliminates pendulum effect which consequently results in more comfortable cruising and greater safety. This is of great importance when spending more time on your yacht.

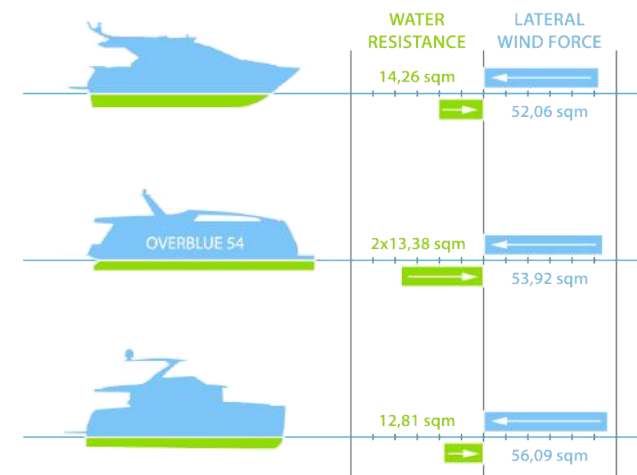
OVERBLUE
DISPLACEMENT MONOHULL

PLANING CAT
PLANING MONOHULL



FUEL EFFICIENCY

Overblue is a displacement power catamaran which makes it very fuel efficient due to lower hydrodynamic drag. Thin catamaran hulls also reduce the weight and displacement of the boat which results in better speed and again greater efficiency.



LOWER LATERAL WIND SENSITIVITY

With twin hulls in the water, hydrostatic drag of Overblue is higher compared to conventional flybridge monohull and thus reacts later and slower to lateral winds when manoeuvring or anchoring.



A NEW WAY OF LIVING ON WATER



OVERBLUE 64 IS THE THIRD MODEL IN THE RANGE OF OVERBLUE YACHTS OFFERING HIGHEST LEVEL OF COMFORT FOR THIS SIZE.

EXCLUSIVE AREAS WHERE THIS YACHT REDEFINES THE MEANING OF COMFORT ARE OWNER'S QUARTERS WITH IT'S KING SIZE WALK-AROUND BED AND SPACIOUS BATHROOM AREA.

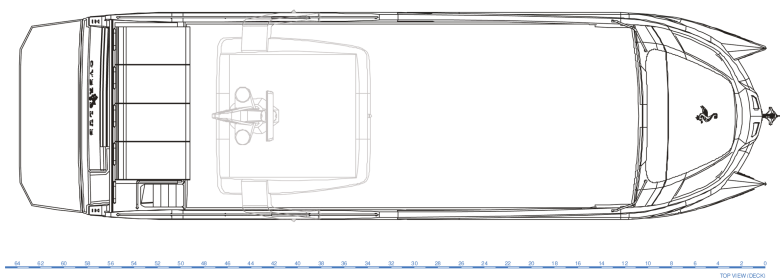
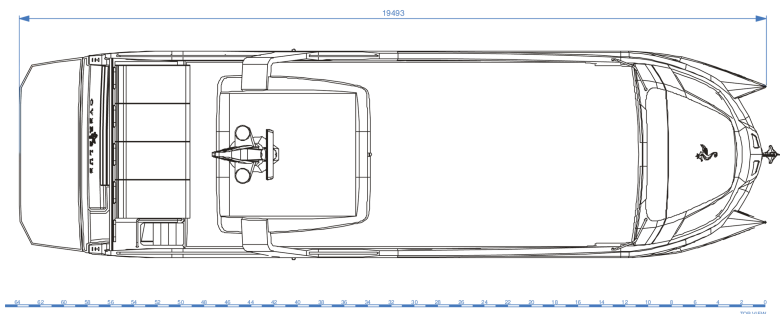
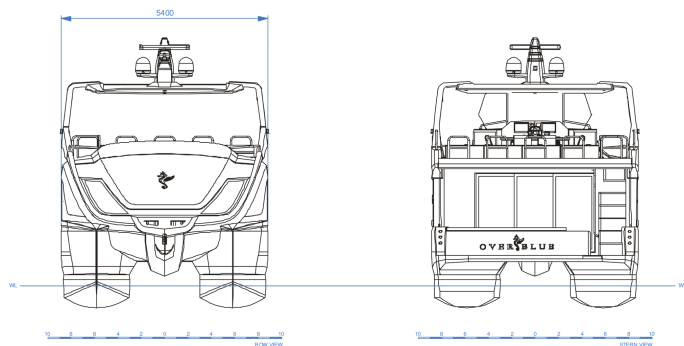
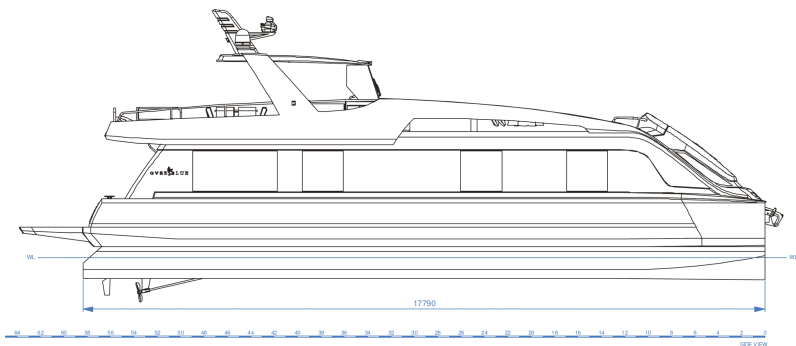
THE FLYBRIDGE OF OVERBLUE 64 SUPERSEDES THE MEANING OF SPACE. WHETHER IT IS A NICE EVENING DINNER OR A LOUNGE GATHERING WITH YOUR FRIENDS OR SUNBATHING OR AN AFTERNOON BBQ OR STORING ALL YOUR WATER-SPORTS TOYS, THE AMOUNT OF SPACE THAT THIS YACHT IS OFFERING WILL ENABLE IT ALL AT THE SAME TIME.



OVERBLUE 64 SPECIFICATIONS

LENGTH OVERALL	19,51 m / 64,01 ft
HULL LENGTH	17,86 m / 58,60 ft
BEAM	5,40 m / 17,72 ft
LIGHT DISPLACEMENT	26.000 Kg / 57.320 lb
AIR DRAFT	3,30 - 4,49 m / 10,83 - 14,73 ft
DRAFT	1,40 m / 4,59 ft
FUEL CAPACITY	2900 l / 766 US gal
WATER CAPACITY	1200 l / 317 US gal
MAX ENGINE POWER	2x600 Hp (opt.)

FOR MORE INFORMATION AND DETAILED STANDARD SPECIFICATION PLEASE CONTACT YOUR LOCAL DEALER



UNIQUE FEATURES



EASY HANDLING



"OFF THE SHELF" APPLIANCES



CE CATEGORY B



PERSONALIZED FLYBRIDGE



SEAWORTHINESS



ONE LEVEL FLOOR



SMART ELECTRICAL SYSTEM



ELECTRICAL SUN VISOR



LARGE LIVING SPACES



CONSTANT SUPPLY OF 220/210 VAC



MODULAR CONSTRUCTION



LOW MAINTENANCE COSTS

AVAILABLE LAYOUTS



When designing the interior layouts of all Overblue models the main target was to achieve the comfort of modern home and that requires good headroom, standard bed dimensions, nice shower and a great sofa that makes you feel like being in your living room.



OWNER (3 cabins - 6 berths)



FAMILY (4 cabins - 7 berths)



CHARTER (4 cabins - 8 berths)





OVERBLUE 50



OVERBLUE 50X




OVERBLUE 54



OVERBLUE 64



OVERBLUE 64P



OVERBLUE 74

OVERBLUE

www.overblue.it
info@overblue.it
phone: +39 331 6967400