

OVERBLUE 54

NEW LIFE STYLE



OVER  BLUE


NEW CONCEPT THAT REDEFINES BOATING



IS IT A POWER CATAMARAN OR A HOUSEBOAT? WELL, IT IS BEST OF BOTH WORLDS COMBINED. IT IS OVERBLUE!

We wanted to create a yacht by thinking out of the box and not being influenced by conventional yacht designs. Primarily, this required placing a person on board an empty space and building a yacht around it in order to maximise its well-being while exploring world's most attractive cruising spots.

It had to be comfortable, spacious, easy to handle, seaworthy, efficient, easy to maintain, innovative, unique and personalised at the same time. We quickly understood that we have to come up with designs that will combine all the aspects of a power catamaran and a modern houseboat today.

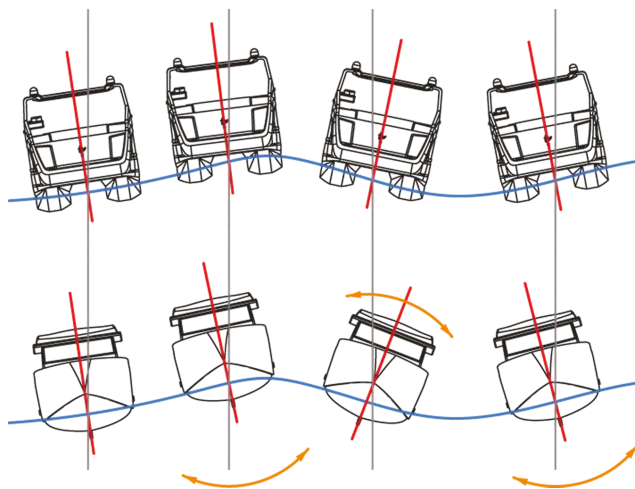


WHY A POWER CATAMARAN?

Because of stability (seaworthiness), better cruising speeds, fuel efficiency, maneuverability (twin engines + thrusters), comfort at anchorage, living-aboard aspect and more...

WHY A HOUSEBOAT?

Because of volume, comfort, large living spaces, headroom, one level floor, home appliances and one of a kind flybridge space comparable to super yachts.

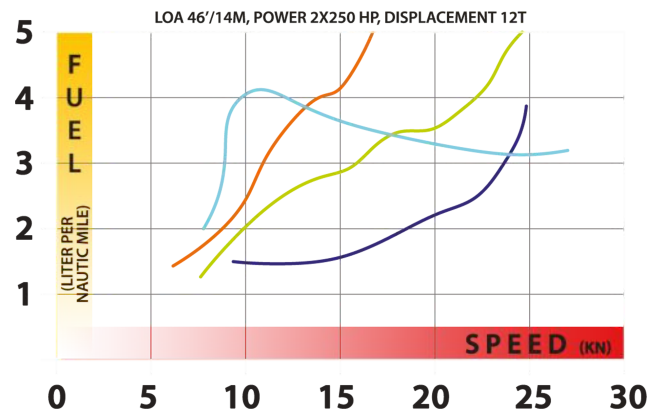


ROLL BEHAVIOUR & PENDULUM EFFECT

Catamaran hull design reduces roll behaviour and eliminates pendulum effect which consequently results in more comfortable cruising and greater safety. This is of great importance when spending more time on your yacht.

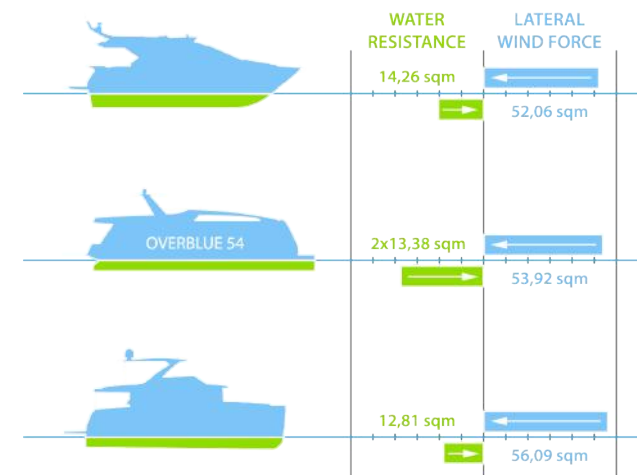
OVERBLUE
DISPLACEMENT MONOHULL

PLANING CAT
PLANING MONOHULL



FUEL EFFICIENCY

Overblue is a displacement power catamaran which makes it very fuel efficient due to lower hydrodynamic drag. Thin catamaran hulls also reduce the weight and displacement of the boat which results in better speed and again greater efficiency.



LOWER LATERAL WIND SENSITIVITY

With twin hulls in the water, hydrostatic drag of Overblue is higher compared to conventional flybridge monohull and thus reacts later and slower to lateral winds when manoeuvring or anchoring.



A NEW WAY OF LIVING ON WATER



OVERBLUE 54 IS THE LATEST MODEL PRESENTED BY OUR TEAM.

THIS MODEL OFFERS A GREAT COMPROMISE BETWEEN THE LARGE AND SPACIOUS LIVING ENVIRONMENT ON ONE SIDE AND ABILITY TO MANAGE THE YACHT ON YOUR OWN ON THE OTHER.

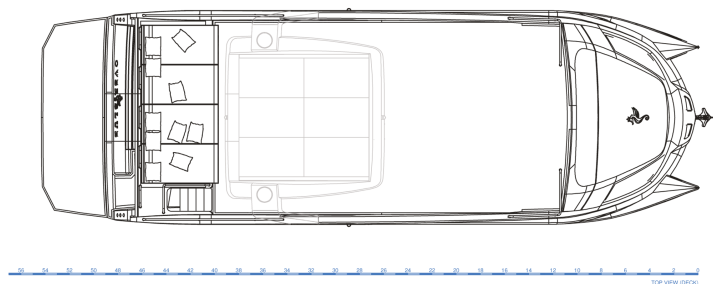
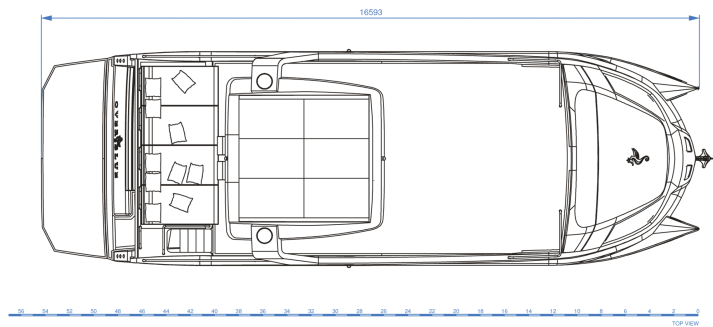
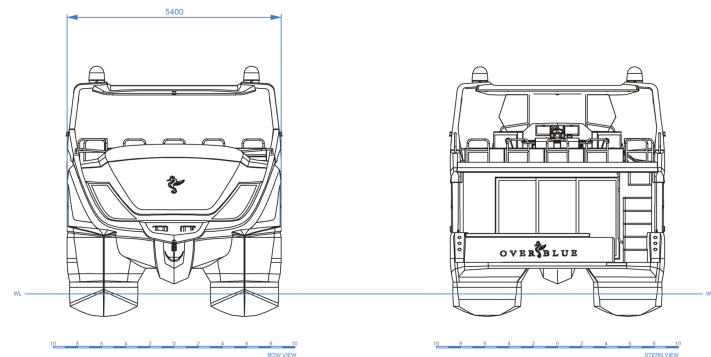
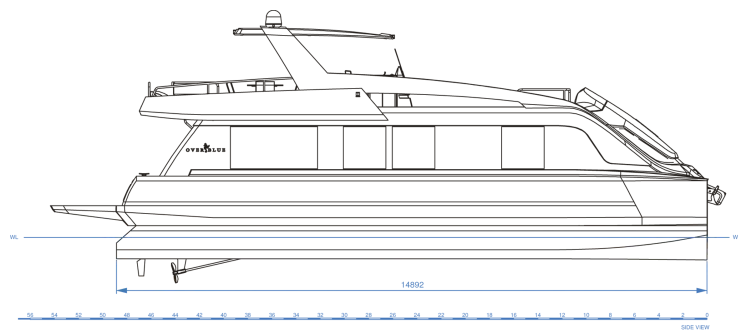
FOCUSING ON THE OWNERS PREMISES WE HAVE INTRODUCED A TRUE FORWARD "ON THE WATER" TERRACE WHERE PRIVACY GETS A WHOLE NEW MEANING AND WHERE YOU WILL ENJOY YOUR TIME EITHER DURING MOST AMAZING MORNING BREAKFAST OR A ROMANTIC EVENING DRINK.



OVERBLUE 54 SPECIFICATIONS

LENGTH OVERALL	16,41 m / 54,00 ft
HULL LENGTH	14,96 m / 49,08 ft
BEAM	5,40 m / 17,72 ft
LIGHT DISPLACEMENT	18.000 Kg / 39.700 lb
AIR DRAFT	3,70 - 5,10 m / 12,14 - 16,73 ft
DRAFT	1,30 m / 4,27 ft
FUEL CAPACITY	1200 l / 317US gal
WATER CAPACITY	840 l / 222 US gal
MAX ENGINE POWER	2x370 Hp (opt.)

FOR MORE INFORMATION AND DETAILED STANDARD SPECIFICATION PLEASE CONTACT YOUR LOCAL DEALER



UNIQUE FEATURES



EASY HANDLING



"OFF THE SHELF" APPLIANCES



CE CATEGORY B



PERSONALIZED FLYBRIDGE



SEAWORTHINESS



ONE LEVEL FLOOR



SMART ELECTRICAL SYSTEM



ELECTRICAL SUN VISOR



LARGE LIVING SPACES



CONSTANT SUPPLY OF 220/210 VAC



MODULAR CONSTRUCTION

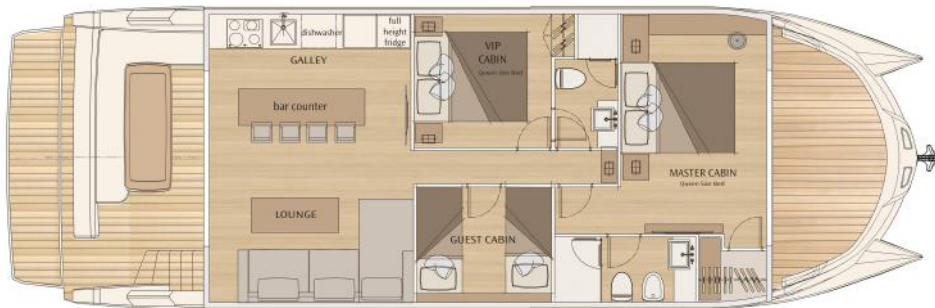


LOW MAINTENANCE COSTS

AVAILABLE LAYOUTS



When designing the interior layouts of all Overblue models the main target was to achieve the comfort of modern home and that requires good headroom, standard bed dimensions, nice shower and a great sofa that makes you feel like being in your living room.



FAMILY (3 cabins - 6 berths)



OWNER (4 cabins - 8 berths)



CHARTER (3 cabins - 6 berths)





OVERBLUE 50



OVERBLUE 50X



OVERBLUE 54



OVERBLUE 64



OVERBLUE 64P



OVERBLUE 74

OVERBLUE

www.overblue.it
info@overblue.it
phone: +39 331 6967400